

# J. L. N. College, Chakradharpur

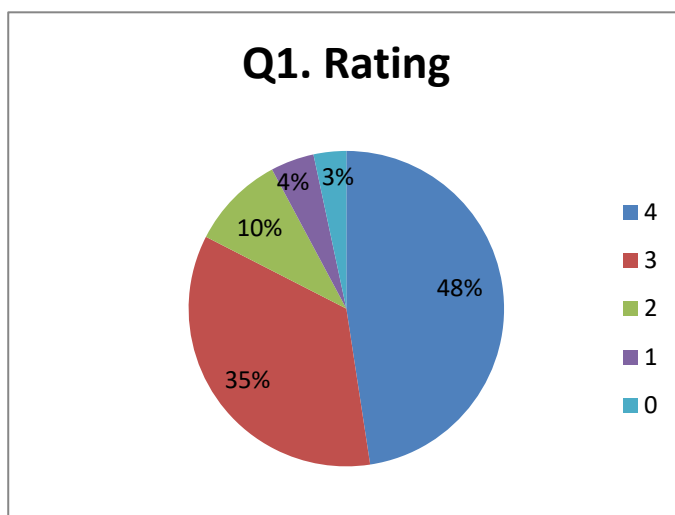
## STUDENT SATISFACTION SURVEY

Year 2021 – 2022

We have rated all the questions in a scale of E to A where E = Very poor; D = Poor; C = Satisfactory; B = Good; A = Excellent. The feedback is calculated in the numerical scale of 0 – 4, where 0 stands for E, i.e., Very poor and 4 stands for A, i.e., Excellent.

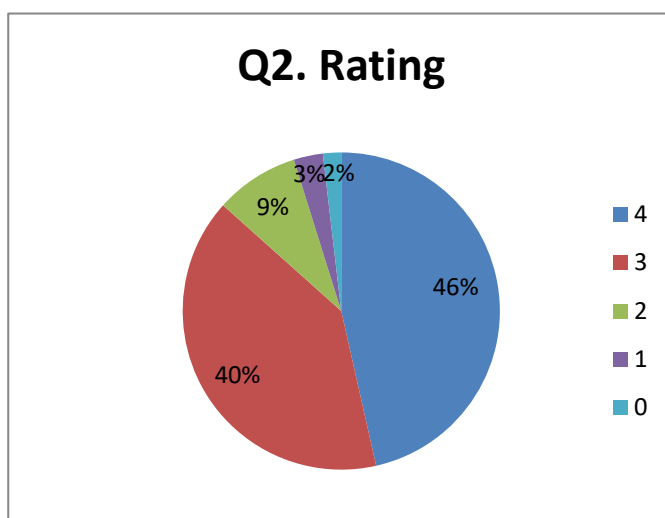
1. How much of the syllabus was covered in the class?

**Labels:** 4 = 85 to 100%, 3 = 70 to 84%, 2 = 55 to 69%, 1 = 30 to 54%, 0 = Below 30%



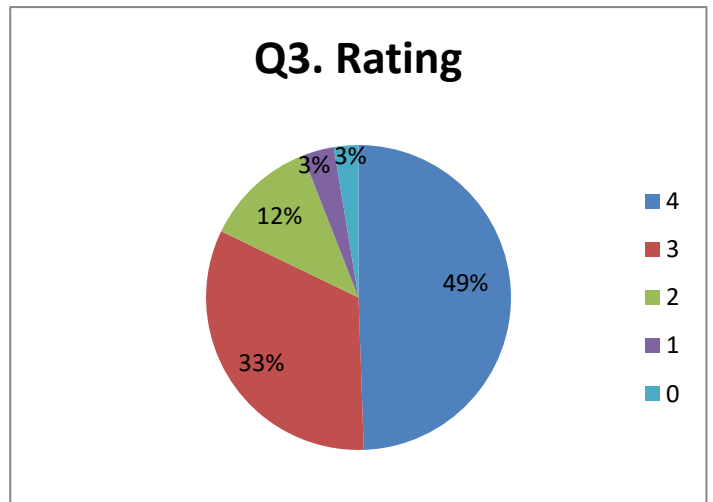
2. How well did the teachers prepare for the classes?

**Labels:** 4 = Thoroughly, 3 = Satisfactorily, 2 = Poorly, 1 = Indifferently, 0 = Won't teach at all



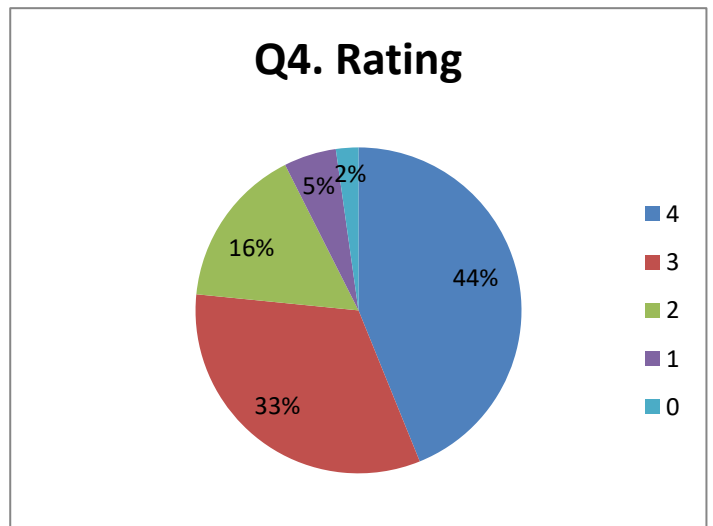
3. How well were the teachers able to communicate?

**Labels:** 4 = Always effective, 3 = Sometimes effective, 2 = Just satisfactorily, 1 = Generally ineffective, 0= Very poor communication



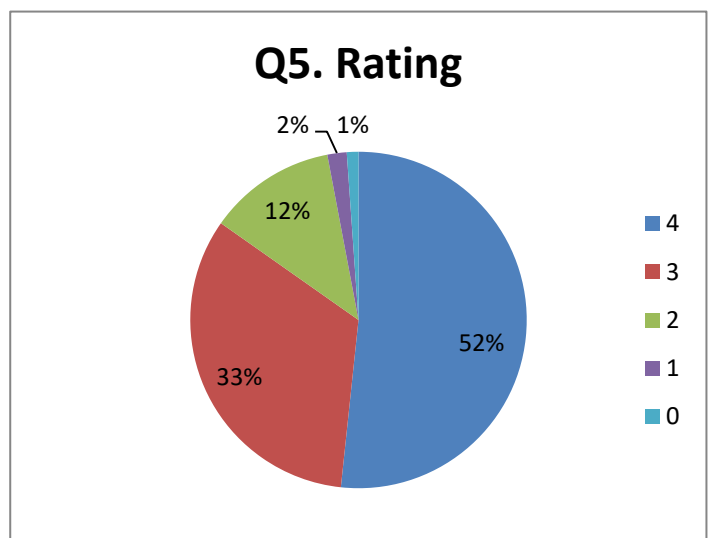
4. The teacher's approach to teaching can best be described as

**Labels:** 4 = Excellent, 3 = Very good, 2 = Good, 1 = Fair, 0 = Poor



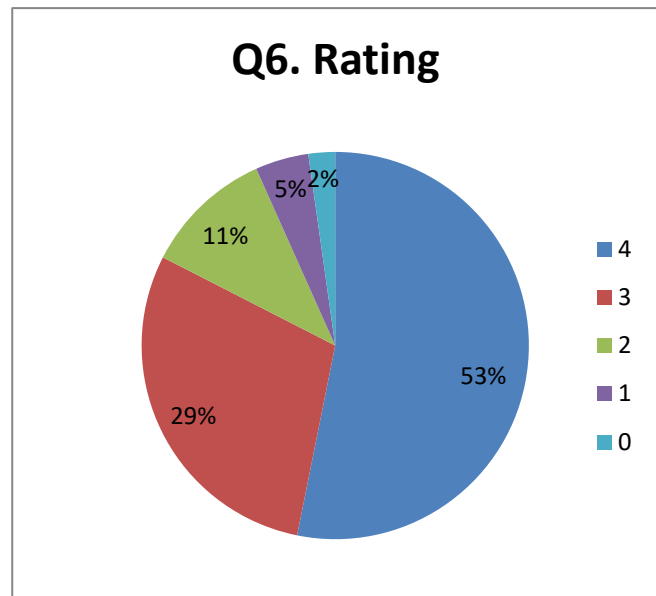
5. Fairness of the internal evaluation process by the teachers.

**Labels:** 4 = Always fair, 3 = Usually fair, 2 = Sometimes unfair, 1 = Usually unfair, 0 = Unfair



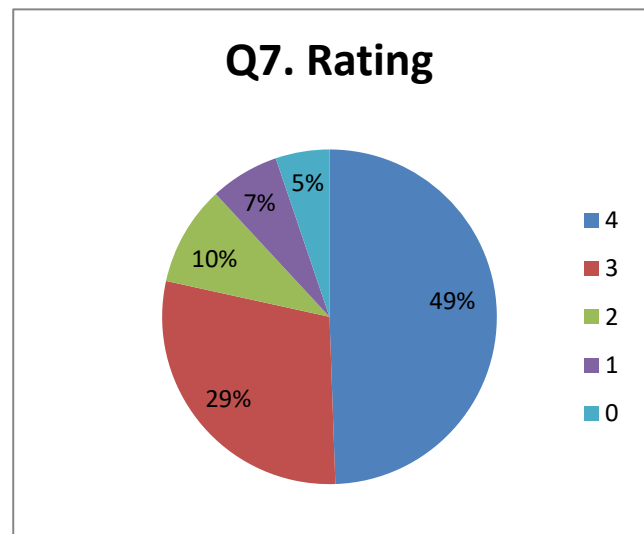
6. Was your performance in assignments discussed with you?

**Labels:** 4 = Every time, 3 = Usually, 2 = Occasionally/Sometimes, 1 = Rarely, 0 = Never



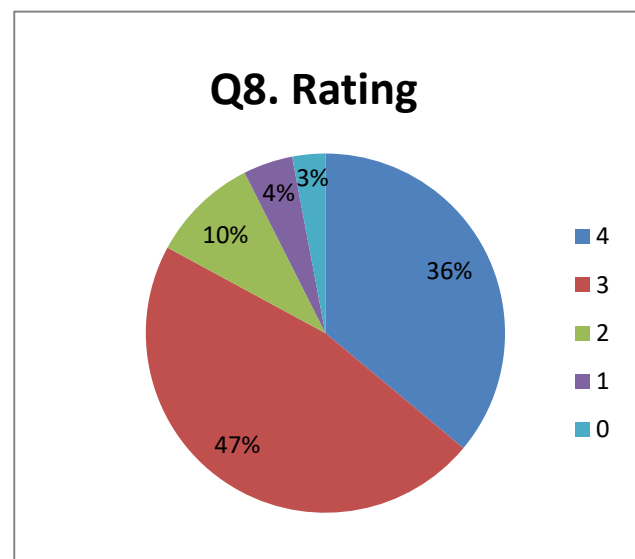
7. The institute takes active interest in promoting internship, student exchange, field visit opportunities for students.

**Labels:** 4 = Regularly, 3 = Often, 2 = Sometimes, 1 = Rarely, 0 = Never



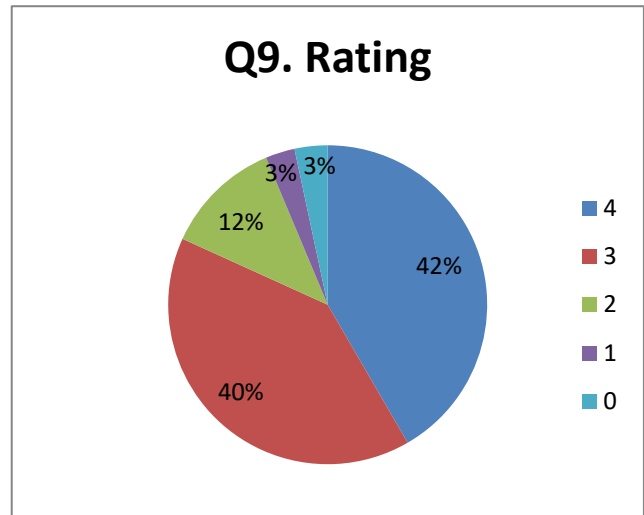
8. The teaching and mentoring process in your institution facilitates you in cognitive, social and emotional growth.

**Labels:** 4 = Significantly, 3 = Very well, 2 = Moderately, 1 = Marginally, 0 = Not at all



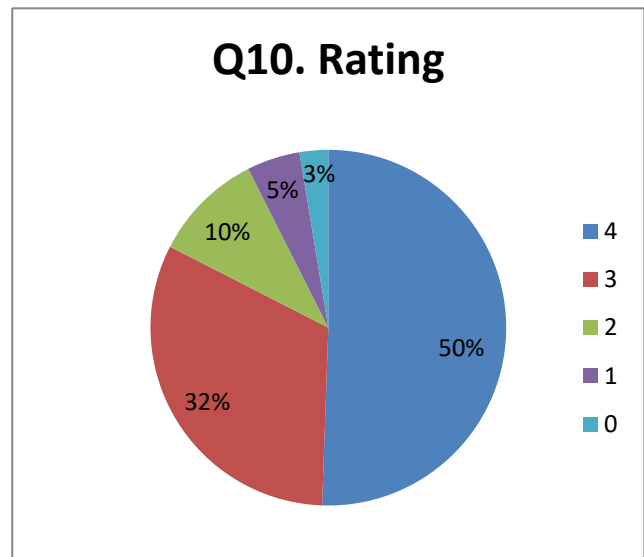
9. The institution provides multiple opportunities to learn and grow

**Labels:** 4 = Strongly agree, 3 = Agree, 2 = Neutral, 1 = Disagree, 0 = Strongly disagree



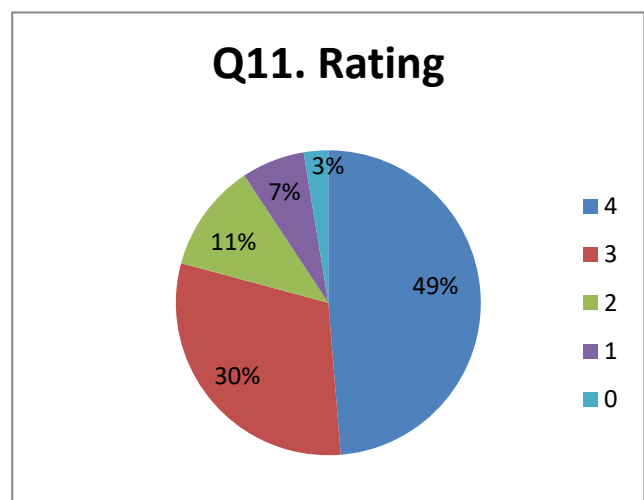
10. Teachers inform you about your expected competencies, course outcomes and programme outcomes.

**Labels:** 4 = Every time, 3 = Usually, 2 = Occasionally/Sometimes, 1 = Rarely, 0 = Never



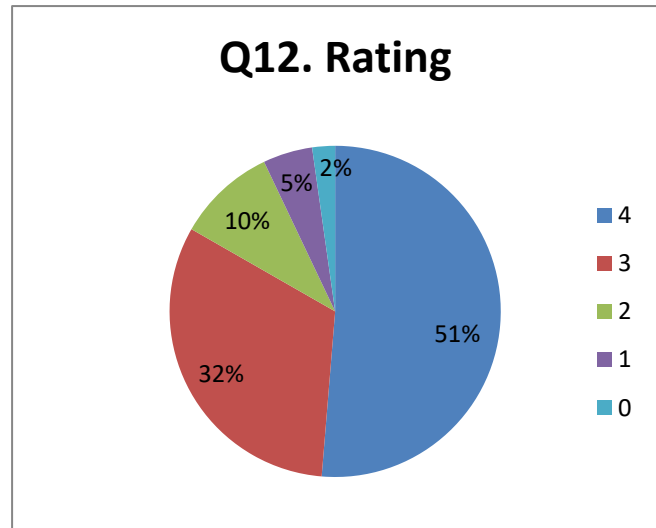
11. Your mentor does a necessary follow-up with an assigned task to you.

**Labels:** 4 = Every time, 3 = Usually, 2 = Occasionally/Sometimes, 1 = Rarely, 0 = I don't have a mentor



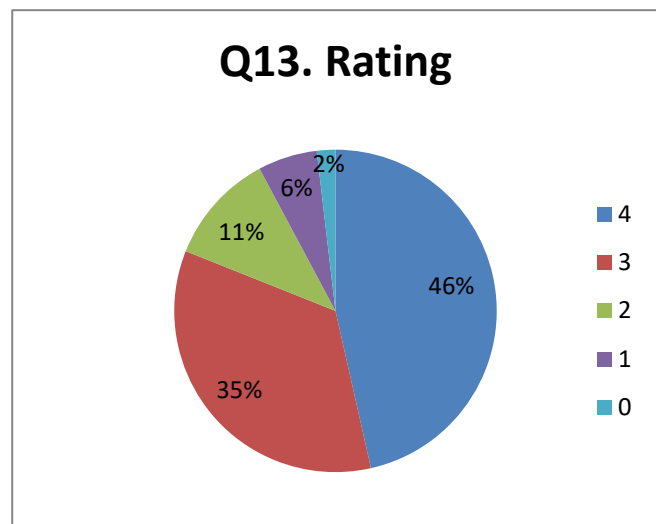
12. The teachers illustrate the concepts through examples and applications.

**Labels:** 4 = Every time, 3 = Usually, 2 = Occasionally/Sometimes, 1 = Rarely, 0 = Never



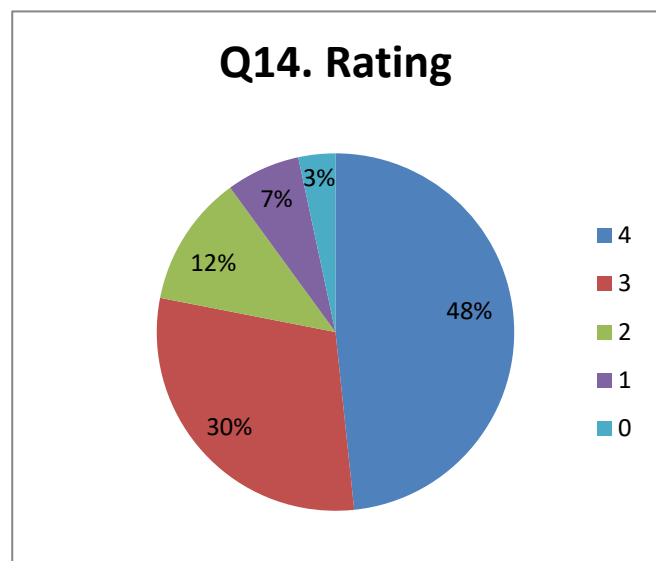
13. The teachers identify your strengths and encourage you with providing right level of challenges.

**Labels:** 4 = Fully, 3 = Reasonably, 2 = Partially, 1 = Slightly, 0 = Unable to



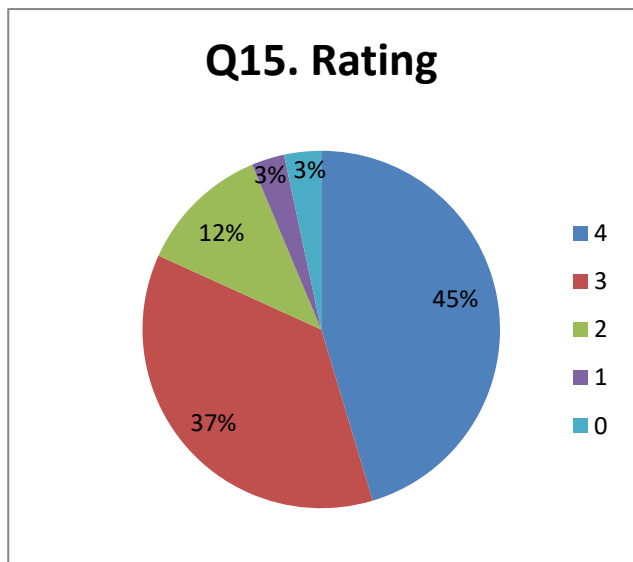
14. Teachers are able to identify your weaknesses and help you to overcome them.\*

**Labels:** 4 = Every time, 3 = Usually, 2 = Occasionally/Sometimes, 1 = Rarely, 0 = Never



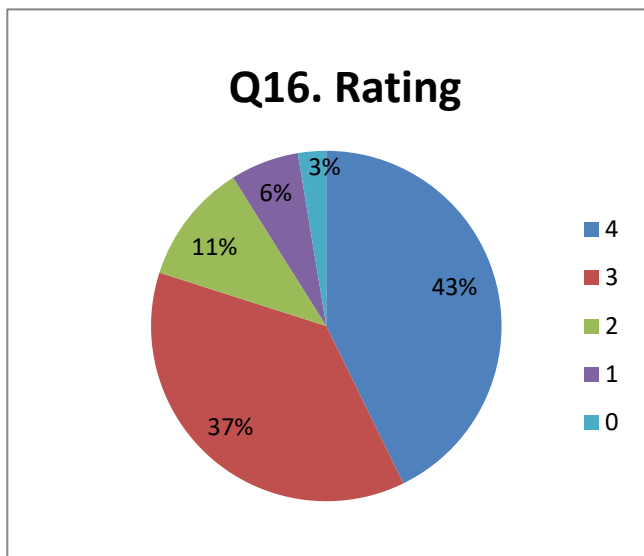
15. The institution makes effort to engage students in the monitoring, review and continuous quality improvement of the teaching learning process.

**Labels:** 4 = Strongly agree, 3 = Agree, 2 = Neutral, 1 = Disagree, 0 = Strongly disagree



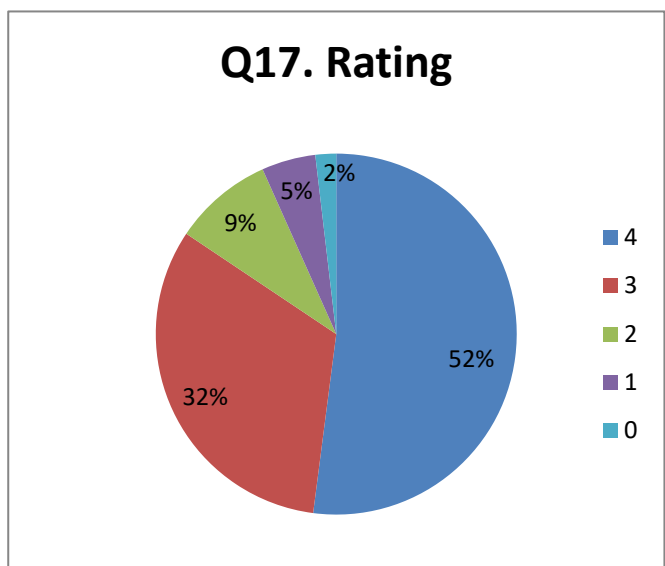
16. The institute/ teachers use student centric methods, such as experiential learning, participative learning and problem solving methodologies for enhancing learning experiences.

**Labels:** 4 = To a great extent, 3 = Moderate, 2 = Somewhat, 1 = Very little, 0 = Not at all



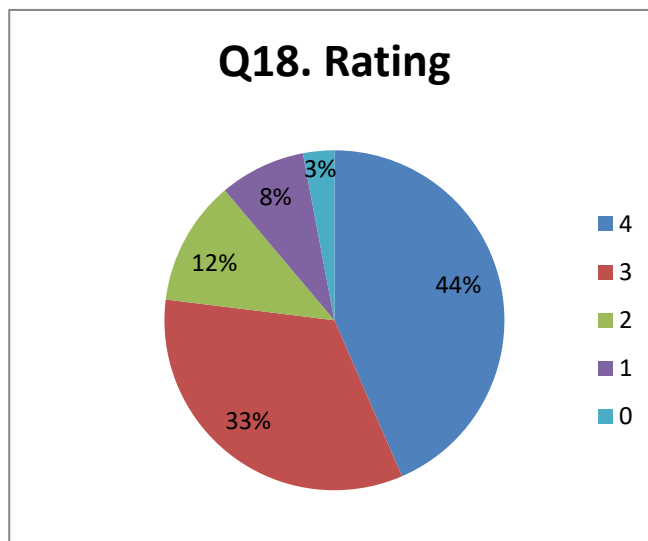
17. Teachers encourage you to participate in extracurricular activities.

**Labels:** 4 = Strongly agree, 3 = Agree, 2 = Neutral, 1 = Disagree, 0 = Strongly disagree



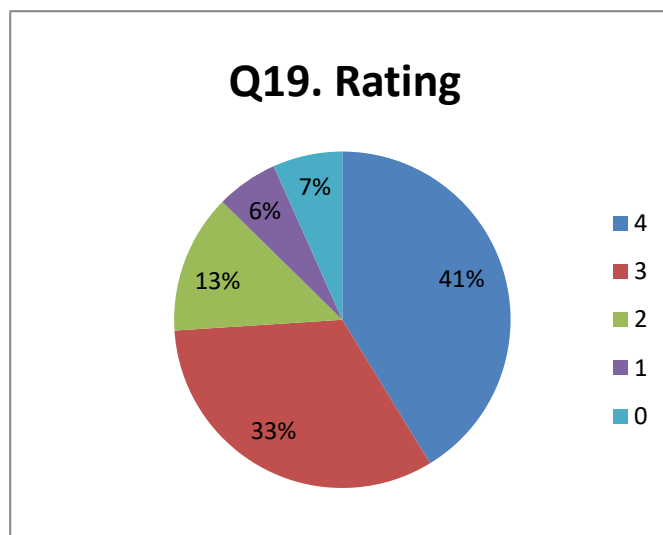
18. Efforts are made by the institute/ teachers to inculcate soft skills, life skills and employability skills to make you ready for the world of work.

**Labels:** 4 = To a great extent, 3 = Moderate, 2 = Somewhat, 1 = Very little, 0 = Not at all



19. What percentage of teachers use ICT tools such as LCD projector, Multimedia, etc. while teaching.

**Labels:** 4 = Above 90%, 3 = 70 – 89%, 2 = 50 – 69%, 1 = 30 – 49%, 0 = Below 29%



20. The overall quality of teaching-learning process in your institute is very good.

**Labels:** 4 = Strongly agree, 3 = Agree, 2 = Neutral, 1 = Disagree, 0 = Strongly disagree

